



KEMENTERIAN PENDIDIKAN MALAYSIA
Jabatan Pendidikan Negeri Terengganu

Examiner Booklet

**MODUL
PERKEMBANGAN PEMBELAJARAN
SPM 2025**

MPP 3

**BAHASA INGGERIS
Kertas 3**

SET 2

DISEDIAKAN OLEH PANEL AKRAM NEGERI TERENGGANU

Tidak dibenarkan menyunting dan mencetak mana-mana bahagian dalam modul ini tanpa kebenaran Pengarah Pendidikan Negeri Terengganu





KEMENTERIAN PENDIDIKAN MALAYSIA
Jabatan Pendidikan Negeri Terengganu

**MODUL
PERKEMBANGAN PEMBELAJARAN
SPM 2025**

MPP 3

**BAHASA INGGERIS
Kertas 3**

SET 2

DISEDIAKAN OLEH PANEL AKRAM NEGERI TERENGGANU

Tidak dibenarkan menyunting dan mencetak mana-mana bahagian dalam modul ini tanpa kebenaran Pengarah Pendidikan Negeri Terengganu

General questions

Part 1

3-4 minutes

*Phase 1***Interlocutor**

Good morning/afternoon

I'm and this is my colleague She'll /He'll just listen to us.
First of all, we'd like to know something about you.

Main questions**Back-up prompts**

Candidate A What's your name?
Thank you.

Should I call you ...?

Candidate B And, what's your name?
Thank you.

Candidate A Where do you live/come from?

Do you live in ...?

Candidate B How do you come to school?

Do you come to school by ...?

Thank you.

*Phase 2***Interlocutor**Now I'm going to ask you about your **shopping experience**.*Select one or more questions from the list to ask the candidates.****Use candidates' names throughout.*****Main questions****Back-up prompts****A** Which shopping place do you often go to?

Where do you go shopping?

B What do you normally buy when you shop?

What do you buy?

A How much do you usually spend at a shop?

Do you spend a lot of money?

B Who do you go shopping with?

Do you go there alone?

Thank you.

Thank you.

Note: italic fonts are notes for the interlocutor only (not meant to be read aloud) and they represent actions that the interlocutor needs to do.

1. Saving money
2. Healthy eating

Part 2
3-4 minutes

Interlocutor	<p>In this part of the test, I'm going to give each of you a topic and I'd like you to talk about it on your own for about a minute. You also need to answer a question briefly about your partner's topic.</p> <p>(Candidate A), it's your turn first. Here's your task. <i>Show Task 2A</i></p> <p>I'd like you to talk about saving money. First, you have some time to think about what you're going to say.</p>
Candidate A ⌚ approx. 20 seconds	<i>Allow candidate 20 seconds to prepare.</i>
Interlocutor	All right? You may start now.
Candidate A ⌚ 1 minute	<p>.....</p> <p><i>Back-up prompts to be used if necessary. Use prompts below. [the oblique '/' is included to make it as a choice.]</i></p> <p>What can you say about this point? Tell me about</p>
Interlocutor	<p>Thank you.</p> <p>(Candidate B), Do you practise saving money? Why?</p>
Candidate B ⌚ approx. 20 seconds
Interlocutor	<p>Thank you. Now, (Candidate B), here's your task. I'd like you to talk about a healthy eating habit. First, you have some time to think about what you're going to say.</p>
Candidate B ⌚ approx. 20 seconds	<i>Allow candidate 20 seconds to prepare.</i>
Interlocutor	All right? You may start now.
Candidate B ⌚ 1 minute	<p>.....</p> <p><i>Back-up prompts to be used if necessary. Use prompts below. [the oblique '/' is included to make it as a choice.]</i></p> <p>What can you say about this point? Tell me about (e.g. Tell me about this point.)</p>
Interlocutor	<p>Thank you.</p> <p>(Candidate A), What healthy food do you eat? Why?</p>
Candidate A ⌚ approx. 20 seconds
Interlocutor	Thank you.

Saving money

Talk about saving money.

You should say:

- **how much you save**
- **where you keep the money**
- **how you will spend it**
- **if it is important to have savings (why / why not)**

Healthy eating

Talk about healthy eating habit.





You should say:

- **what healthy food you eat**
- **how to prepare it**
- **whether you enjoy it (why / why not)**
- **why it is better to cook at home than to eat out**

Protecting wildlife

Part 3

4-5 minutes

Interlocutor	<p>Now, I'd like you to talk about something together for about three minutes. The task will have two parts. In the first part, you will discuss something with each other for about two minutes. Then, in the second part, you will have another minute to make a decision together. All right? Let's begin with the discussion task.</p> <p>Protecting wildlife is everyone's job. Place Part 3 booklet, open at Task 3, in front of the candidates. Here are some ways to raise awareness about protecting wildlife and a question for you to discuss. First, you have some time to look at the task.</p>
Candidate A & B  approx. 20 seconds	<p>Allow candidates 20 seconds to prepare.</p>
Interlocutor	<p>Now, talk to each other about the ways to raise awareness about protecting wildlife.</p>
Candidate A & B  2 minutes	<p>.....</p> <p>Back-up prompts to be used if necessary:</p> <p>What do you think [candidate's name]? What about this [pointing to option]?</p>
Interlocutor	<p>Thank you. Now you have about a minute to decide together which way is the best.</p>
Candidate A & B  1 minute	<p>.....</p>
Interlocutor	<p>Thank you. (Can I have the booklet, please? Retrieve Part 3 booklet.)</p> <p>You've been talking about the ways to raise awareness about protecting wildlife, now let's hear your opinion on this. In what ways can sustainable development balance economic growth with environmental protection?</p> <div style="border: 1px solid black; padding: 10px; margin: 10px 0;"> <p>Select any of the following prompts as appropriate:</p> <ul style="list-style-type: none"> Why do you think? Do you agree? How about you? </div>
Candidate A & B  2 minutes	<p>.....</p>
Interlocutor	<p>Thank you. [candidate A and candidate B]. That's the end of the Speaking test.</p>

TASK 3

